

CUSTOM LASER ENGRAVING

A30, A40, ASL40, S1105/A1105, A5530 Series Padlocks

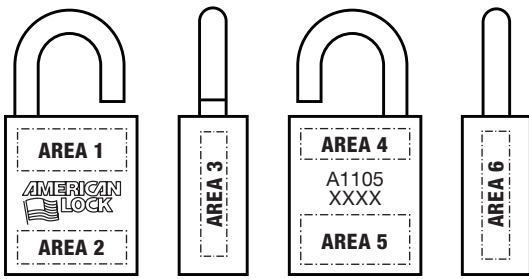
- Custom engraving includes logos and characters (numbers, letters and symbols)
- Logo engraving requires a high resolution file format. Email the logo(s) to logos@mlock.com. Logo engraving requires a signed "Authorization to use Trademark" form (below)
- For orders with different text on each lock, please provide an Excel® spreadsheet with the information. Take note of the

maximum number of characters for the selected line and provide the text so that each line does not exceed the maximum. Characters exceeding the maximum per line will not be engraved

- The minimum order quantity for engraving is 48 locks. Logo and text engraving is charged on a per area per lock basis. Please contact The Master Lock Company for current pricing per area
- Include this form with your order

This is an Editable PDF file. Your custom information can be typed into the fields using Adobe Acrobat Reader software, which you can download for free at <http://get.adobe.com/reader/>. You can also save your data for future use.

AREA SELECTION



Variable Text Engraving – Check location:
Select an area below for variable text engraving per provided spreadsheet.

- AREA 1 AREA 2 AREA 3 AREA 4
 AREA 5 AREA 6

Lock Model – Please indicate which lock model to engrave (for example, A1105):

Key Code Engraving (on lock) – Check location:
The key code is engraved into the key. If you would like the key code lasered on the padlock body, select the area(s) below.

- AREA 1 AREA 2 AREA 3 AREA 4
 AREA 5 AREA 6

Logo Engraving –
Check location:

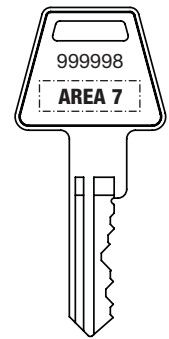
- AREA 1 AREA 5

Logo File Name:

Note: Logos will be sized to fit area. Email graphics file to logos@mlock.com

Key Marking –

- Engrave up to 8 characters



Please indicate on page two any areas where you selected variable text, key code(s), and/or logo engraving on the lock body.

AUTHORIZATION TO USE TRADEMARK - Required for Logo Engraving

To: **Master Lock Company LLC**
6744 S. Howell Avenue
Oak Creek, WI 53154
Fax: 800-308-9245

Date: _____

Subject: Authorization of Master Lock Company LLC to produce _____ branded product.

_____ (company) hereby authorizes Master Lock Company LLC to use its trademark(s), including those listed below, when manufacturing padlocks and accessories.

Trademark(s): _____

Please contact me with any questions and for logo approval.

Name: _____

Phone: _____

Title: _____

Email for Logo Approval: _____

Company: _____

American Lock® is a registered trademark of the Master Lock Company LLC. All registered trademarks are the property of their respective owners.

www.americanlock.com
www.masterlock.com

Master Lock Company LLC, Milwaukee, WI 53210 U.S.A. | 800-323-4568
Master Lock Canada, Mississauga, ON L5L 5Z9 Canada | 800-227-9599
© 2020 Master Lock Company | All Rights Reserved

A-009 | MO 01/20 PDF Only



CUSTOM LASER ENGRAVING

A30, A40, ASL40, S1105/A1105, A5530 Series Padlocks

This is an Editable PDF file. Your custom information can be typed into the fields using Adobe Acrobat Reader software, which you can download for free at <http://get.adobe.com/reader/>. You can also save your data for future use.

CUSTOM ENGRAVING FORM MUST ACCOMPANY PURCHASE ORDER

End User Company Name:

End User Contact Person:

End User Address:

Logo Engraving: For best results, be sure to provide your desired logo in a high resolution file format. Logos will be sized to fit area. Email graphic images to logos@mlock.com

End User ID Number:

Distributor Name:

Distributor P.O. Number:


Quantity Ordering: _____
(minimum initial order of 48 locks)


CHOOSE ONLY ONE LETTER SIZE - PROVIDE YOUR ENGRAVING INFORMATION


Please choose One Size Option and then complete the appropriate areas below using the amount of character spaces needed for the size you've chosen. Maximum number of rows and characters per row is indicated for each area (rows X characters)


Swiss is the Standard Font


1/8" SIZE


 **TOP FRONT AREA 1**
3 x 14

 **BOTTOM FRONT AREA 2**
2 x 14


 **RIGHT SIDE AREA 3**
3 x 20


 **TOP BACK AREA 4**
2 x 14


 **BOTTOM BACK AREA 5**
4 x 14


 **LEFT SIDE AREA 6**
3 x 20


3/16" SIZE


 **TOP FRONT AREA 1**
2 x 9

 **BOTTOM FRONT AREA 2**
2 x 9


 **RIGHT SIDE AREA 3**
2 x 14


 **TOP BACK AREA 4**
1 x 9


 **BOTTOM BACK AREA 5**
3 x 9


 **LEFT SIDE AREA 6**
2 x 14


1/4" SIZE


 **TOP FRONT AREA 1**
2 x 7

 **BOTTOM FRONT AREA 2**
1 x 7

 **RIGHT SIDE AREA 3**
2 x 9

 **TOP BACK AREA 4**
1 x 7

 **BOTTOM BACK AREA 5**
3 x 7

 **LEFT SIDE AREA 6**
2 x 9