

COMMERCIAL ITEM DESCRIPTION

PADLOCK (COMBINATION)

The General Services Administration has authorized the use of this Commercial Item Description for all federal agencies.

1. **SCOPE:** This Commercial Item Description (CID) covers combination padlocks intended for low security use.
2. **SALIENT CHARACTERISTICS:**
 - 2.1 Padlocks furnished under this CID shall conform with requirements of this document and all applicable requirements of ASTM F883, Type P02, Grade 2, Option C (Type II only). Padlocks shall conform to the dimensions as specified in Table I and figure below.

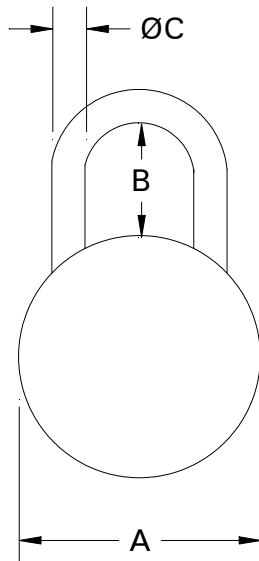


FIG. 1. TYPE I PADLOCK

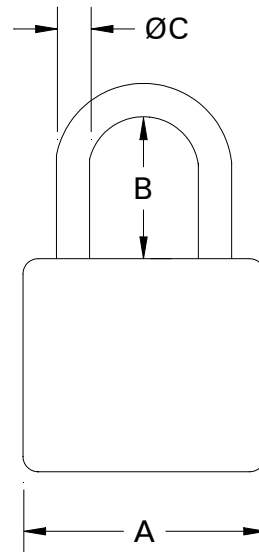


FIG. 2. TYPE II PADLOCK

Beneficial comments, recommendations, additions, deletions, clarifications, etc., and data which may improve this document should be sent to: Defense Supply Center Philadelphia, ATTN: DSCP - ITD, 700 Robbins Avenue, Philadelphia, PA 19111-5096.

Table I. DASH NUMBERS AND DIMENSIONS

DASH NUMBER	TYPE	A	B	ØC ± .063
1	I	2.000 ± .188	.750 ± .188	.312
1E			2.250 ± .125	
2	II	1.750 MIN	1.000 ± .188	
2E			2.375 ± .125	

2.2 The padlocks shall be of the following types, as specified:

- a. Type I – Single dial.
- b. Type II – Multiple disc, changeable combination.

2.3 Padlocks shall be self-locking type and shall lock either at toe or at both toe and heel. It may be either spring released or pull released or spring release triggered by pressing firmly on the shackle.

2.4 Case. The case shall be laminated or solid at the suppliers option and may be constructed of any durable material compatible with shackle and lock mechanism so long as the padlock conforms with the test requirements specified in ASTM F883. The case shall be permanently marked with the manufacturer's name and recognized trademark.

2.5 Shackle. The shackle shall be steel and uniformly case hardened. The shackle shall be “U” shaped and the diameter of the shackle shall be as specified in Table I.

2.6 Mechanism:

2.6.1 Type I:

- a. Shall be keyless, operated by rotating dial or discs and capable of 1,500 combinations without duplication.
- b. Padlock shall have a three-point combination mechanism with not less than 30 nor more than 60 setting points on the dial.
- c. Shackle, upon closing, shall scramble combination.
- d. Shall not open the lock when varied from the correct combination more than two full points.
- e. Mechanism shall be such that the shackle will only lock when both legs inserted into the lock body.
- f. No setting points shall be revealed in operation by tension on the shackle or otherwise.
- g. Dials shall turn readily when subjected to moderate finger pressure.

2.6.2 Type II:

- a. Shall be of the single or dual deadbolt locking type, and shall provide not less than 10,000 possible changes.
- b. Shall have a 4-point combination mechanism with four numbered discs each having a minimum of 10 setting positions and being numbered at each position.
- c. Shackle, shall not lock until combination setting is thrown off so as to require complete resetting to reopen.
- d. Shall not operate to permit opening of the lock when varied from the correct combination.
- e. The mechanism shall be such that the shackle will only lock when both legs are inserted into the lock body.
- f. No setting points shall be revealed in operation by tension on the shackle or otherwise.
- g. Discs shall turn readily when subjected to moderate finger pressure.

2.7 Padlocks, as a minimum, shall be able to withstand the testing requirements for Grade 2 of ASTM F883 with the following exception: For shock test, use 4.4 lbs/1 blow in lieu of 4.4 lbs/5 blows per required values of ASTM F883.

3. QUALITY ASSURANCE PROVISIONS.

3.1 Product conformance. The products provided shall meet the salient characteristics of this commercial item description, conform to the producer's own drawings, specifications, standards, and the quality assurance practices, and be the same product offered for sale in the commercial market. The government reserves the right to require proof of such conformance.

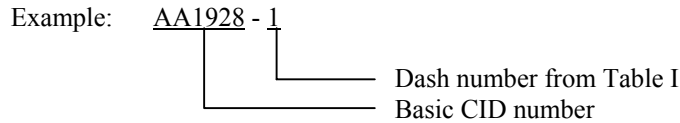
4. NOTES.

4.1 Unless otherwise specified, all dimensions are in inches.

4.2 Unless otherwise specified in the contract or purchase order, packaging shall be in accordance with ASTM D3951.

4.3 In the event that the requirements of this document should conflict with ASTM F883, this document shall take precedence.

4.4 The following part or identification numbering procedure is for government purposes and does not constitute a requirement for the contractors. The Part Identification Number (PIN) shall consist of the basic commercial item description number followed by a dash number from Table I.



4.5 Changes from previous issue. Marginal notations are not used in this revision to identify changes with respect to the previous issue due to the extent of the changes.

MILITARY ACTIVITIES:

Custodians:
Air Force – 99

CIVIL AGENCY COORDINATING ACTIVITY:

GSA – FSS

Preparing activity:
DLA – IS
(Project 5340-2697)