

INCH - POUND

A-A-59486C  
7 November 2016  
SUPERSEDING  
A-A-59486B  
3 May 2010

COMMERCIAL ITEM DESCRIPTION

PADLOCK SET (INDIVIDUALLY KEYED OR KEYED ALIKE)

The General Services Administration has authorized the use of this Commercial Item Description for all federal agencies.

- 1. **SCOPE:** This Commercial Item Description (CID) covers key operated, dead bolt padlocks intended for low security use.
- 2. **SALIENT CHARACTERISTICS:**
  - 2.1 Padlock set furnished under this CID shall be individual key or key alike operated, double dead-bolt locking construction and shall conform with the requirements of ASTM F883, Type P01, Option A (captive key). Padlocks shall be supplied with chains and conform to the dimensions as specified in Table I and figures below.

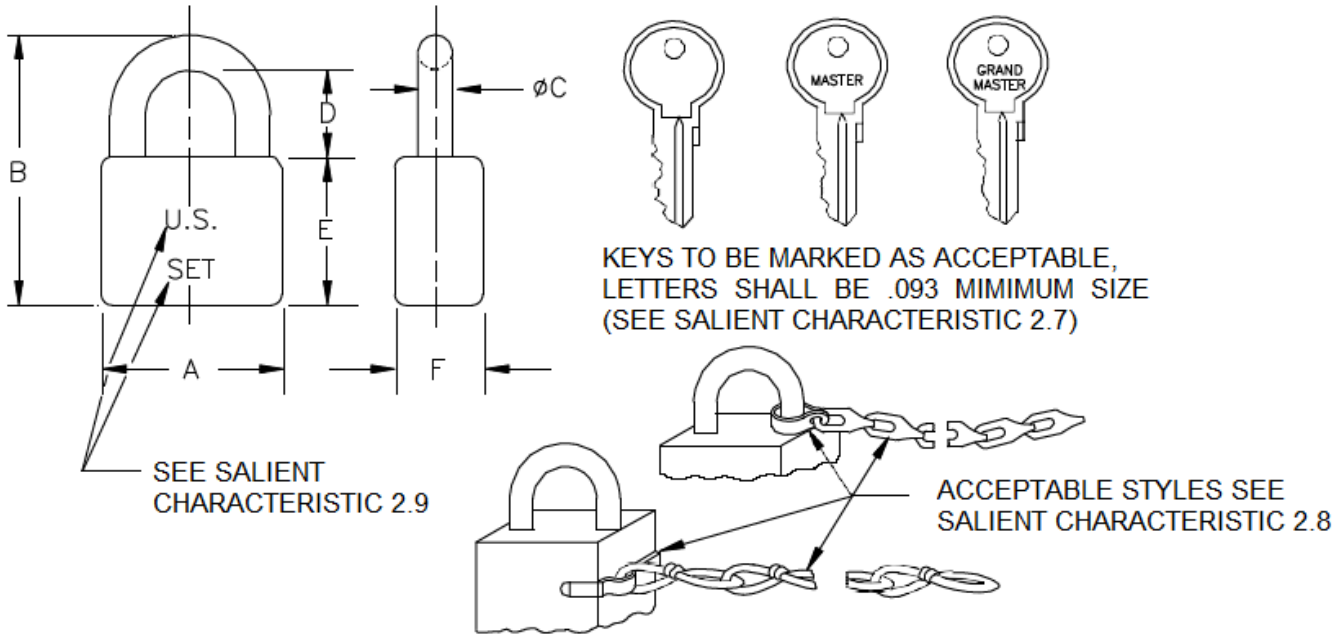


FIGURE 1. PADLOCK SET.

Comments, suggestions, or questions on this document should be addressed to DLA Troop Support – Industrial Hardware Division (ATTN: Code FHTE), 700 Robbins Avenue, Philadelphia, PA 19111-5096 or email to [trpsptspecspa@dla.mil](mailto:trpsptspecspa@dla.mil). Since contact information can change, you may want to verify the currency of this address information using the ASSIST Online database at <https://assist.dla.mil>.

Table I. DASH NUMBER and DIMENSIONS

DASH NUMBER	A ± .100	B REF	ØC ± .040	D		E		F	
				MIN	MAX	MIN	MAX	MIN	MAX
1	1.500	2.844	.281	.688	1.188	1.250	2.000	.594	.770
	1.500 LONG SHACKLE	4.656		2.500	3.000				
2	1.750	2.968	.343	.750	1.250	1.250	2.000	.688	.820
	1.750 LONG SHACKLE	4.718		2.500	3.000				

- 2.2 **Material.** Shackle, case, spring and attachments shall be in accordance with the following:
- Brass or bronze – conforming to ASTM B16/B16M, ASTM B30, ASTM B505/B505M, ASTM B584, or ASTM B770.
  - Corrosion resistant steel, carbon steel or alloy steel as required in commercial practice unless otherwise specified.
  - Spring – shall be phosphor bronze conforming to ASTM B159/B159M.
  - Steel shackle – Shall be uniformly case hardened and shall meet the minimum desired grade requirements as specified for Forcing Tests of ASTM F883.
  - Attachment clevis – Shall be brass or steel with zinc electroplated coating of ASTM B633.
- 2.3 **Finish.** Brass or bronze – clear lacquer on exterior in accordance with commercial practice. Carbon steel or alloy steel – shall be zinc or chromium electroplated conforming to ASTM B633 or ASTM B177/B177M. Prior to application of any coating, all exterior surface shall have a smooth finish. Sharp edges and burrs shall be removed. The case surface shall have a smooth or tumbled finish for laminated construction.
- 2.4 **Lubrication.** Working parts shall be lubricated as needed with a lubricant normally used for the intended purpose.
- 2.5 **Case.** The case shall be either laminated or solid as specified (see 6.5) of the materials indicated for the type of padlock. If a solid steel case is specified, the case shall be uniformly case hardened steel with a hardness in the range of 40 to 50 on the Rockwell C scale (40-50 HRC).
- 2.6 **Shackle.** The shackle shall be “U” shaped and may be either spring released or pull released. The diameter of the shackle shall be as specified in Table I. When steel shackle is specified, the shackle shall be uniformly case hardened.
- 2.7 **Keying.** All keys shall be captive (unremovable) in the cylinder when unlocked. When individually keyed padlocks are specified, no key shall operate more than one (1) padlock per 50 padlocks. The key illustration depicts individually, master and grand master keys for padlocks as required.
- 2.7.1 Individually keyed padlock set. An individually keyed padlock set shall be equipped with two (2) keys per lock and two (2) master keys per set. For a padlock set that has more than one (1) group, the set shall be equipped with two (2) keys per lock, two (2) master keys per group and two (2) grand master keys per set (see para. 6.2). Individually keyed padlocks shall have at least as many possible key changes as follow:
- DASH NUMBER 1 – 4,000  
DASH NUMBER 2 – 10,000
- 2.7.2 Keyed alike padlock set. A keyed alike padlock set shall be equipped with key(s) per lock and key(s) per set as specified in the Part Identification Number (PIN) per 6.5b.
- 2.8 **Chain.** The chain supplied with the padlock shall conform to RR-C-271, Type II, Class 2 or 6 (brass or steel as applicable). The chain shall be nine (9) inches long ± one (1) link.

- 2.9 Marking. The markings “U.S.” and “SET” shall be .25 inch minimum size and can be located on either side of the padlock.
- 2.10 Padlocks, as a minimum, shall be able to withstand the testing requirements for Grade 2 of ASTM F883 with the following exception:
- a. For Surreptitious Entry Test, use Grade 1 in lieu of Grade 2 values for master key, grand master key, and keyed alike padlocks (Grade 2 for individually keyed padlocks only).
  - b. Substitute the tensile force value per ASTM F883 with 800 pound-force (lbf) for dash number 1 padlocks and 2,000 lbf for dash number 2.

### 3. REGULATORY REQUIREMENTS.

3.1 The offerer/contractor is encouraged to use recovered materials to the maximum extent practicable, in accordance with paragraph 23.403 of the Federal Acquisition Regulation (FAR).

### 4. PRODUCT CONFORMANCE PROVISIONS.

4.1 Product conformance. The products provided shall meet the salient characteristics of this commercial item description, conform to the producer’s own drawings, specifications, standards, and the quality assurance practices, and be the same product offered for sale in the commercial market. The government reserves the right to require proof of such conformance.

### 5. PACKAGING.

5.1 Preservation, packing and marking shall be as specified in the contract or order.

### 6. NOTES.

6.1 Unless otherwise specified, all dimensions are in inches.

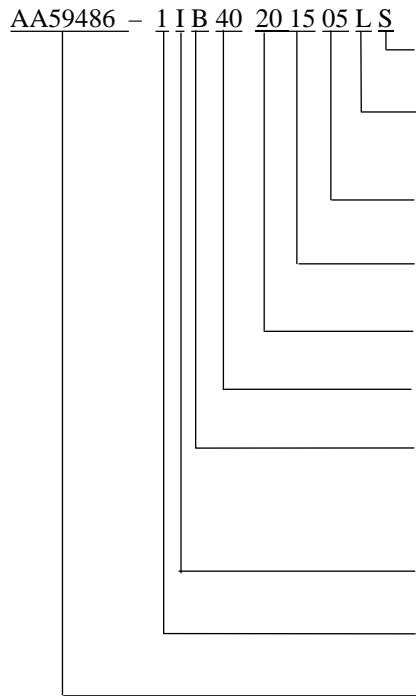
6.2 Master keyed means that the master key shall open all padlocks in a group, but shall not open locks of another group within a set of groups. Grand master keyed means that the grand master key shall open all padlocks within all groups making up the set.

6.3 Unless otherwise specified in the contract or purchase order, packaging shall be in accordance with ASTM D3951.

6.4 In the event that the requirements of this document should conflict with ASTM F883, this document should take precedence.

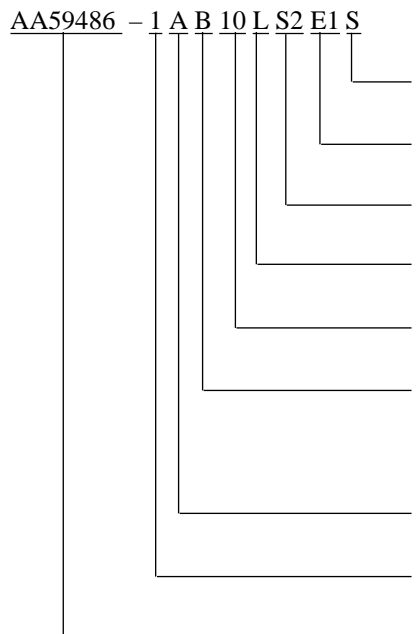
6.5 The following part or identification numbering procedure is for government purposes and does not constitute a requirement for the contractors. The Part Identification Number (PIN) shall consist of the basic commercial item description number followed by a dash number from Table I, plus other options as specified in the examples below (Two digits are required to specify the number of padlocks. Add “0” for number of padlocks less than 10. Add “L” behind a set or a specific group quantity designating the long shackle.) :

a. Example for individually keyed padlock set:



- Add “S” for solid case, omit for laminated case
- Add “L” behind a set or a specific group for long shackle, omit for standard shackle
- number of padlocks for group 3, omit for group = 2 group
- number of padlocks for group 2, omit for group = 1 group
- number of padlocks for group 1, omit for group = 1 group
- number of padlocks in a set
- B = brass, S = steel (Designations “B” and “S” refer to the material to be used for both the lock body and the shackle.)
- Individually keyed padlocks
- Dash number from Table I
- Basic CID number

b. Example for keyed alike padlock set:



- Add “S” for solid case, omit for laminated case.
- number of key per lock (E1 = 1 key), omit for none
- number of key per set (S2=2 keys)
- Add “L” for long shackle, omit for standard shackle
- number of padlocks per set
- B = brass, S = steel (Designations “B” and “S” refer to the material to be used for both the lock body and the shackle.)
- Keyed alike padlocks
- Dash number from Table I
- Basic CID number

6.6 Cross-reference data. Padlock sets conforming to this CID, either laminated case or solid case, are interchangeable/substitutable with padlock sets conforming to MS21313G dated 10 Jul 1992. See Table II.

Table II. CROSS – REFERENCE TABLE FOR CANCELLED MS PIN

INDIVIDUALLY KEYED PADLOCKS		
Cancelled MS PIN	Replacement CID PIN (Laminated Case)	Replacement CID PIN (Solid Case)
MS21313-2	AA59486-1IB05	AA59486-1IB05S
MS21313-103	AA59486-1IB10	AA59486-1IB10S
MS21313-6	AA59486-1IB13050503	AA59486-1IB13050503S
MS21313-10	AA59486-1IB15	AA59486-1IB15S
MS21313-12	AA59486-2IB15	AA59486-2IB15S
MS21313-105	AA59486-1IB20	AA59486-1IB20S
MS21313-14	AA59486-1IB30	AA59486-1IB30S
MS21313-18	AA59486-1IB30151005	AA59486-1IB30151005S
MS21313-201	AA59486-1IB301510L05	AA59486-1IB301510L05S
MS21313-108	AA59486-1IB40	AA59486-1IB40S
MS21313-202	AA59486-1IB4020L1505	AA59486-1IB4020L1505S
MS21313-111	AA59486-1IB50	AA59486-1IB50S
MS21313-112	AA59486-1IB50202010	AA59486-1IB50202010S
MS21313-115	AA59486-1IB60	AA59486-1IB60S
MS21313-117	AA59486-1IB70	AA59486-1IB70S
MS21313-205	AA59486-2IB55351010L	AA59486-2IB55351010LS
MS21313-118	AA59486-1IB80	AA59486-1IB80S
MS21313-32	AA59486-2IB80303020	AA59486-2IB80303020S
MS21313-207	AA59486-2IB804520L15	AA59486-2IB804520L15S
MS21313-208	AA59486-2IB80501515L	AA59486-2IB80501515LS
MS21313-121	AA59486-1IB90	AA59486-1IB90S
MS21313-122	AA59486-1IB100	AA59486-1IB100S

KEYED ALIKE PADLOCKS		
Cancelled MS PIN	Replacement CID PIN (Laminated Case)	Replacement CID PIN (Solid Case)
MS21313-50	AA59486-1AB05S2	AA59486-1AB05S2S
MS21313-52	AA59486-1AB05S2E1	AA59486-1AB05S2E1S
MS21313-53	AA59486-1AB05LS2E1	AA59486-1AB05LS2E1S
MS21313-163	AA59486-1AB06S3	AA59486-1AB06S3S
MS21313-124	AA59486-1AB10S2	AA59486-1AB10S2S
MS21313-126	AA59486-1AB20S2	AA59486-1AB20S2S
MS21313-60	AA59486-1AB25S2E1	AA59486-1AB25S2E1S
MS21313-128	AA59486-1AB30S3	AA59486-1AB30S3S
MS21313-130	AA59486-1AB40S4	AA59486-1AB40S4S
MS21313-132	AA59486-1AB50S5	AA59486-1AB50S5S
MS21313-137	AA59486-1AB100S10	AA59486-1AB100S10S

6.7 Source of documents.

6.7.1 FAR. The FAR may be obtained from the Regulatory Secretariat, 1800 F Street NW, Washington DC 20405 or online at <http://www.acqnet.gov>.

6.7.2 ASTM Standards. Copies of ASTM standards may be obtained from the ASTM International, 100 Barr Harbor Drive, West Conshohocken, PA 19428-2959 or online at <http://www.astm.org>.

6.8 Ordering data. The contract or order should specify the following:

- a. CID document number, revision, and CID PIN.
- b. Product conformance provisions.
- c. Packaging requirements.

6.9 Key words.

Chain  
Laminated case  
Shackle  
Solid case

6.10 Changes from previous issue. The margins of this specification are marked with vertical lines to indicate where changes (additions, modifications, corrections, deletions) from the previous issue were made. This was done as a convenience only, and the government assumes no liability whatsoever for any inaccuracies in these notations. Bidders and contractors are cautioned to evaluate the requirements of this document based on the entire content irrespective of the marginal notations and relationship to the last previous issue.

MILITARY ACTIVITIES:

Custodian:  
Army – AR  
Navy – YD  
Air Force – 99

Review activities:  
Army – AV, CR, MI  
Navy – MC  
Air Force – 71

CIVIL AGENCY COORDINATING ACTIVITY:

GSA – FAS

Preparing activity:  
DLA – IS

(Project 5340-2016-004)

NOTE: The activities listed above were interested in this document as of the date of this document. Since organizations and responsibilities can change, you should verify the currency of the information above using the ASSIST Online database at <https://assist.dla.mil>.